



Straightpoint

(UK) Limited

World Leaders In Load Monitoring Technology

Operators Instructions
For:

Radiolink *plus*

Ver: T24

General Description

The Radio-Link plus is an advanced microprocessor controlled wireless portable force measuring device.

It features a robust weatherproof construction, easy-to-read display and no external antennas.

The devices are delivered ready to use, complete with batteries and certificate of calibration.

These devices have a normal range of 100 metres.

Getting Started

These devices are simple to use and will give long trouble free service if used as intended.

Before attempting to use the device ensure that the capacity of the loadcell is suitable for the task being undertaken.

The safe working load is shown on the front of each device. e.g. MAX. 5t x 0.001t has a maximum working load of 5 metric tonnes or 5000kg.

The unique address of the Radiolink is detailed on the inside of the loadcell battery pocket, for instance 0003F5.

Please ensure that the Radiolink is positioned correctly in relationship to where the operator is standing.



Measuring A Load


To switch on press and hold the  key until BUSY is displayed.

The display will read BUSY as it wakes up the Radiolink (this can take up to 12 seconds).

When the Radiolink is awake apply the load SLOWLY and watch the display on the device to ensure that the load applied is not greater than you had estimated.

Avoid shock loads. Do not apply large twisting forces to these devices as it may damage them beyond repair.


To tare off the display press the  key to enter net mode, re-press to switch back to gross mode,

When finished measuring turn off the device by pressing and holding the  key for five seconds.

Remove the device from the test site, clean and store, ideally in a Straightpoint carry case.

If the device is to be stored for long periods of time please remove the loadcell and handheld display batteries.

Keypad



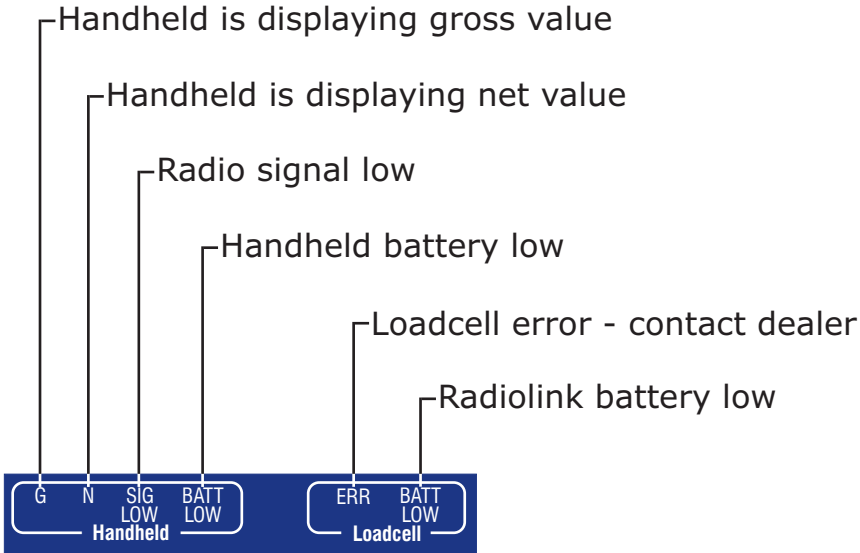
This key has two functions:

- 1) Pressing this button until BUSY is displayed turns the handheld display on and off.
- 2) A quick press when switched on will reset the auto off counter



Pressing this key will zero the reading and display a net value. Press again to revert to gross mode. The display will point at 'G' or 'N' to show you which mode it is in.

Annunciators



Battery Care

When the loadcell batteries are getting low (1-2 hrs remaining) the "BATT LO" annunciator will display.

When the batteries are low they should be replaced with four AA alkaline cells.

To change the batteries remove the four screws holding the battery cover on the rear of the device.

Remove and replace the batteries.

Ensure that the batteries are firmly in position, correctly connected, and that the gasket sealing area is clean and dry before refitting.

THE LOADCELL WILL NOT FUNCTION CORRECTLY WITH NI-CAD RECHARGEABLES.

Handheld Display Battery Care

When the handheld batteries are getting low (1-2 hrs remaining) the “BATLO” annunciator will display.

When the batteries are low they should be replaced with two AA alkaline cells.

To change the batteries remove the two screws holding the battery cover on the rear of the device.

Remove and replace the batteries.

Ensure that the batteries are firmly in position, correctly connected, and that the gasket sealing area is clean and dry before repositioning

Care And Faults

While these devices are sealed to IP65 standards they should not be immersed in water.

The effects of solvent on the device can not be guaranteed, and so should be avoided.

Avoid use within 20-30 minutes of rapid changes in temperature - for example moving the device from a cold vehicle into a warm room. The change in temperature can affect the accuracy of the device, the operating temperature is -10 to +50 centigrade.

Should the display show “overload” remove the load immediately **AS THIS INDICATES AN OVERLOAD SITUATION.**

Check the load applied is within the safe working load of the device, if it continues to display overload contact your supplier.

Service And Calibration

These products are supplied with a certificate of calibration which is valid for one year.

After this date it is recommended that the device is recalibrated by Straightpoint or an approved calibration laboratory.

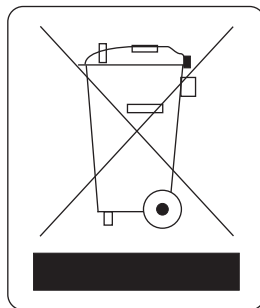
Contact the Straightpoint service department or your supplier for more information.

In the unlikely event of this device failing, fit a new battery and re-test. Only when this has been done should you contact your supplier to report the fault. When reporting the fault it is important to give a full description of the problem and the type of application the device is being used for.

WEEE Statement

In the European Union, this label indicates that this product should not be disposed of with household waste.

It should be deposited at an appropriate facility to enable recovery and recycling in accordance with legislation under the WEEE Directive (Directive 2002/96/EC)



Approvals



Complies with EMC directive. 2004/108/EC

The Radio Equipment and Telecommunications Terminal Equipment (R&TTE) Directive, 1999/5/EC,

European Community, Switzerland, Norway, Iceland, and Liechtenstein

English:

This equipment is in compliance with the essential requirements and other relevant provisions of Directive 1999/5/EC.

Deutsch:

Dieses Gerät entspricht den grundlegenden Anforderungen und den weiteren entschepenen Vorgaben der Richtlinie 1999/5/EU.

Dansk:

Dette udstyr er i overensstemmelse med de væsentlige krav og andre relevante bestemmelser i Direktiv 1999/5/EF.

Español:

Este equipo cumple con los requisitos esenciales asi como con otras disposiciones de la Directiva 1999/5/EC.

Français:

Cet appareil est conforme aux exigences essentielles et aux autres dispositions pertinentes de la Directive 1999/5/EC.

Íslenska:

Þessi búnaður samrýmist lögboðnum kröfum og öðrum ákvæðum tilskipunar 1999/5/ESB.

Italiano:

Questo apparato é conforme ai requisiti essenziali ed agli altri principi sanciti dalla Direttiva 1999/5/EC.

Nederlands:

Deze apparatuur voldoet aan de belangrijkste eisen en andere voorzieningen van richtlijn 1999/5/EC.

Norsk:

Dette utstyret er i samsvar med de grunnleggende krav og andre relevante bestemmelser i EU-direktiv 1999/5/EC.

Português:

Este equipamento satisfaz os requisitos essenciais e outras provisões da Directiva 1999/5/EC.

Suomalainen:

Tämä laite täyttää direktiivin 1999/5/EY oleelliset vaatimukset ja on siinä asetettujen muidenkin ehtojen mukainen.

Svenska:

Denna utrustning är i överensstämmelse med de väsentliga kraven och andra relevanta bestämmelser i Direktiv 1999/5/EC.

This equipment is in compliance with the essential requirements and other relevant provisions of Directive 1999/5/EC.

FCC Approval

Family RAD24

Models: i and e for internal and external variants.

For antenna T24-ANTA and T24 ANT B

FCC ID: VHARAD24

This device complies with part 15c of the FCC rules.

Operation is subject to the following two conditions:

1. this device may not cause harmful interference
2. This device must accept any interference received, including interference that may cause undesired operation.

CAUTION: If the device is changed or modified without permission from Straightpoint UK Ltd, the user may void his or her authority to operate this equipment

Industry Canada

Models: i and e for internal and external variants.

For antenna T24-ANTA and T24-ANT B

IC:7224A-RAD24

This apparatus complies with RSS-210 Low power

License-exempt Radio communication devices

(all frequency bands):

Category I Equipment RSS

Warranty

Straightpoint (UK) Ltd warranty this product against malfunction for a period of one year from manufacture.

Conditions of warranty:

1) The equipment is used as described exactly in the operators manual supplied.

2) Whilst we make every effort to ensure each device is calibrated before despatch Straightpoint (UK) Ltd do not accept responsibility for inaccurate readings indicated by this equipment.

3) In the event of malfunction the device is returned to the manufacturer -

Straightpoint (UK) Ltd
Clovelly Road
Southbourne
Hampshire
UK, PO10 8PE

4) If we consider any malfunction to be caused by misuse then this warranty is void and any repair will be charged for as applicable.

Straightpoint (UK) Ltd
Clovelly Road
Southbourne
Hampshire, PO10 8PE
United Kingdom
Te: ++44(0)1243 378921
Fax: +44(0)1243 377745
www.straightpoint.com
sales@straightpoint.com

Distributor: