




Crosby® | **SP**®
know the load

INSIGHT SOFTWARE GUIDE



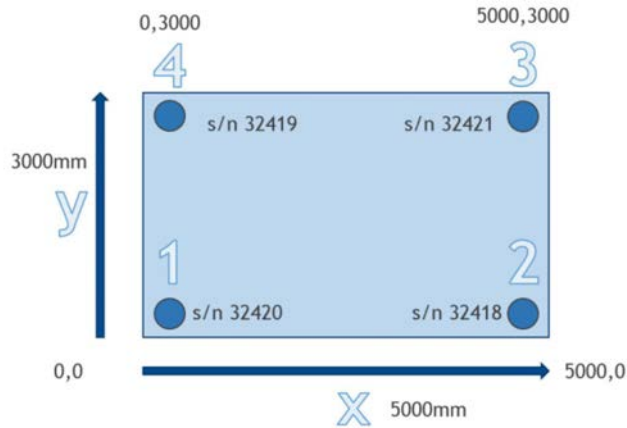
BEFORE THE LIFT

INSIGHT software is capable of wireless connection to up to 126 wireless compression load cells simultaneously. Place the compression load cells below all the load bearing points of the item you are lifting to establish the actual weight and Centre of Gravity of your item.

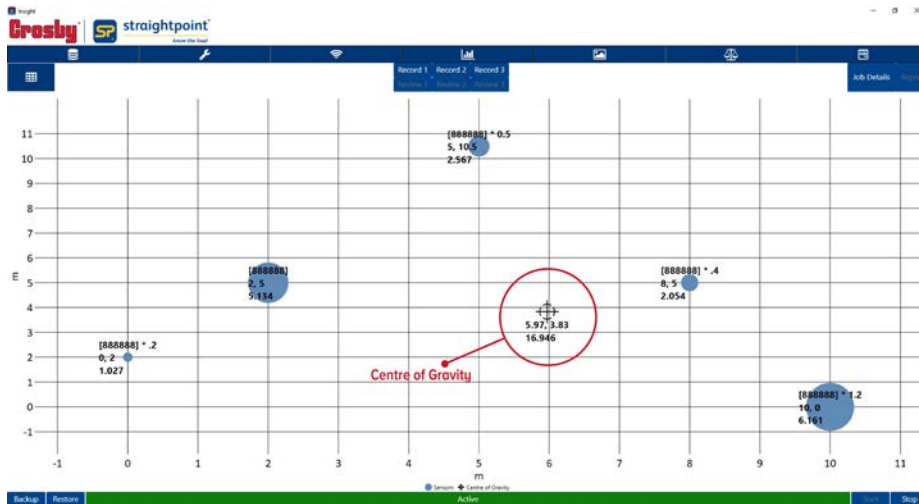
Wirelessly connect your load cells to your Windows PC or tablet.



Plot the distances between your load cells in the grid template in the software.



Now you will get read-outs of the load placed on each load cell, total weight, as well as a display of the center of gravity. The larger the circle the larger the weight.



After plotting and calculating the centre of gravity INSIGHT will compile a final report for you to export.

You are now ready to make a safe lift, knowing what you are lifting.

WEIGHING RESULTS
Project

Date: Thursday, 28 November 2019
 Operator: DA
 Project: Demo
 Project Number: 123
 Client: SP

COG Units	Weight Units
m	te

Environmental Conditions		Temperature	Wind Speed	Wind Direction
		22	10	NE

Coordinates				Load Cell Input					
Cell Position	Cell Description	X	Y	Cell Position	Description	Weighing 1	Weighing 2	Weighing 3	Mean
1	123455	0	0	1	123455	3.0	3.0	3.0	3.0
2	123455 + 5	0	10	2	123455 + 5	8.0	8.0	8.0	8.0
3	123455 + 10	10	0	3	123455 + 10	13.0	13.0	13.0	13.0
4	123455 + 12	10	10	4	123455 + 12	15.0	15.0	15.0	15.0
TOTALS						38.9	38.9	38.9	38.9

COG Result				
	Weighing 1	Weighing 2	Weighing 3	Mean
COG X	7.19989	7.18689	7.18711	7.18696
COG Y	5.90045	5.90048	5.90053	5.90051

MEAN TOTAL WEIGHT:	38.9	Mean Centre of Gravity
Standard Deviation Weight:	0	COG X: 7.18696
Standard Deviation in Percent:	0	COG Y: 5.90051

Notes:
heavy rain

	Name	Signature	Date
Crosby Straightpoint Representative			
Client Representative			
Customer Representative			

- SAFETY
- RELIABILITY
- INNOVATION

DURING THE LIFT

You can use any combination of Straightpoint's load cells to monitor your lift. Mix-and-match between Radiolinks and Loadshackles. The maximum wireless range is an impressive 700 meters or 2300 feet!




The load cells will transmit information to your PC as often as 200 times per second.

During the lift you can display your data either as graphs or in numerical displays.



An example of INSIGHT in actual use lifting a refinery installation weighing >500T using a custom made lifting truss and 12x 100T Radiolink plus.



To get a better overview you can display all load cells on a background of your choice, and place each cell display where it is actually located.

At all times you get visual and audible alarms for over and under loads.

- SAFETY
- RELIABILITY
- INNOVATION



AFTER THE LIFT

Once the lift is finished your H&S department or your customer often require proof of how the lift unfolded. With INSIGHT all data from the lift is logged and can be compiled in a report.

The information that is logged includes:

- Load per cell throughout the lift
- Total weight
- Exact x and Y coordinates for center of gravity
- Any dynamic shock loads during the lift
- Time, date, duration, position etc.
- Weather data such as wind speed and direction can also be added.

Both you and your customer can be safe and confident that the lift was carried out correctly and no damage was inflicted on the load.

straightpoint® Gunnebo

know the load

WEIGHING RESULTS
Project

Date: Thursday, 28 November 2019
 Operator: DA
 Project: Demo
 Project Number: 123
 Client: SP

COG Units m	Weight Units te
----------------	--------------------

Environmental Conditions

Temperature	Wind Speed	Wind Direction
22	10	NE

Coordinates				Load Cell Input					
Cell Position	Cell Description	X	Y	Cell Position	Description	Weighing 1	Weighing 2	Weighing 3	Mean
1	123455	0	0	1	123455	3.0	3.0	3.0	3.0
2	123455 + 5	0	10	2	123455 + 5	8.0	8.0	8.0	8.0
3	123455 + 10	10	0	3	123455 + 10	13.0	13.0	13.0	13.0
4	123455 + 12	10	10	4	123455 + 12	15.0	15.0	15.0	15.0
TOTALS						38.9	38.9	38.9	38.9

COG Result

	Weighing 1	Weighing 2	Weighing 3	Mean
COG X	7.18689	7.18689	7.18711	7.18696
COG Y	5.90048	5.90048	5.90058	5.90051

MEAN TOTAL WEIGHT:	38.9			Mean Centre of Gravity
Standard Deviation Weight:	0		COG X:	7.18686
Standard Deviation in Percent:	0		COG Y:	5.90051

Notes:
heavy rain

	Name	Signature	Date
Crosby Straightpoint Representative			
Client Representative			
Customer Representative			

KNOW THE LOAD

Straightpoint specialise in lifting and lowering load monitoring systems and line tension meters.
#knowtheload and stay safe!



Load Links

Wireless & cabled loadlinks
or dynamometers for tension
load monitoring



Tension Meter

iOS & Android Bluetooth
wire rope and guy line
tension meter



Compression

Compression load cells
available in capacities in
excess of 2000t



RLD

Running Line Dynamometer
(TIMH) for measuring wire
rope up to 150t



Shackles

Loadshackles up to 2500t
using Crosby standard
shackles

- SAFETY
- RELIABILITY
- INNOVATION



the Crosby[®] group

Unit 9, Dakota Park, Downley Road, Havant, Hampshire, PO9 2NJ UK · Tel: +44 (0)2392 484491
2801 Dawson Road, Tulsa, OK 74110 · USA · Tel: +1 (918) 834-4611

straightpoint.com · sales@straightpoint.com

thecrosbygroup.com